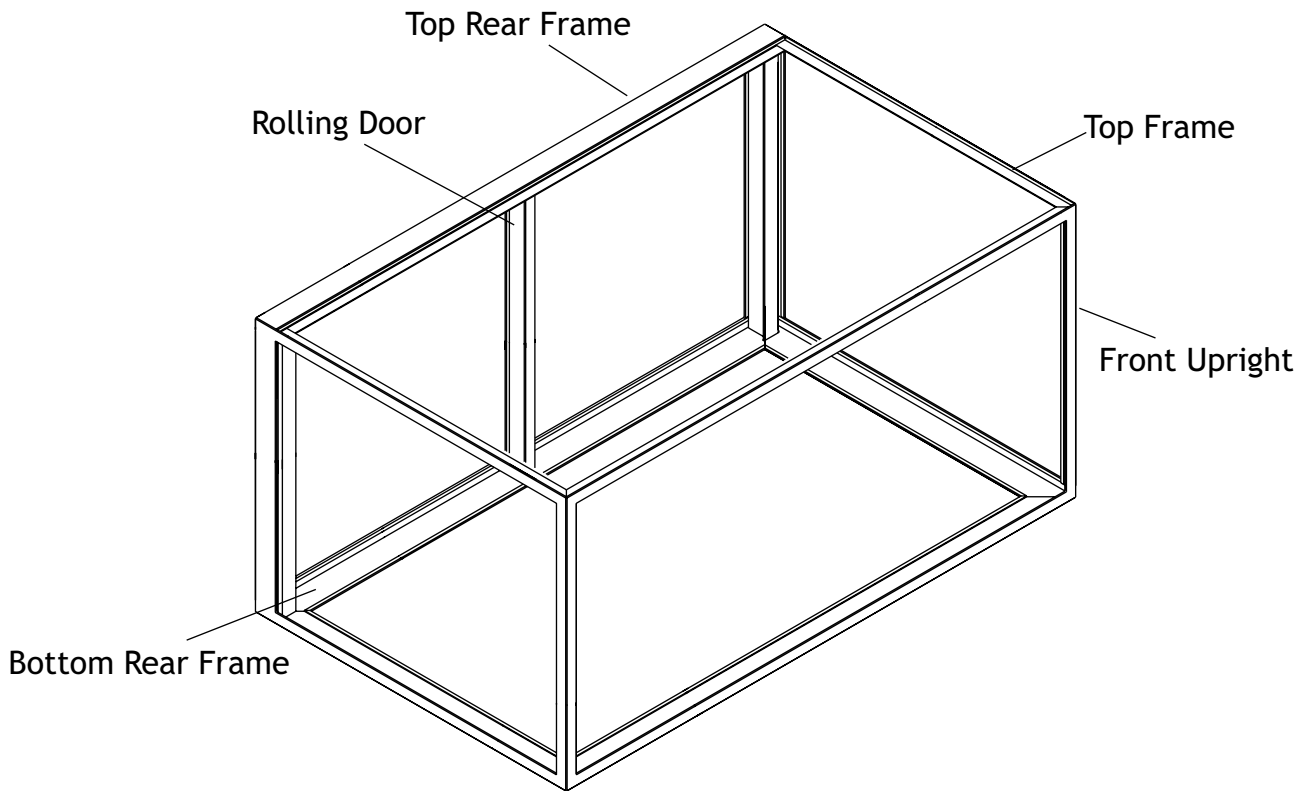


# Stainless Steel Showcases

Stainless steel showcases provide the ultimate in aesthetics and security. Stylmark’s steel frames are brushed or polished to a flawless finish and include seamless joints to enhance the overall look. Fully fabricated cases are constructed of welded 18 gauge stainless steel and include rolling doors and an optional integrated reflector.



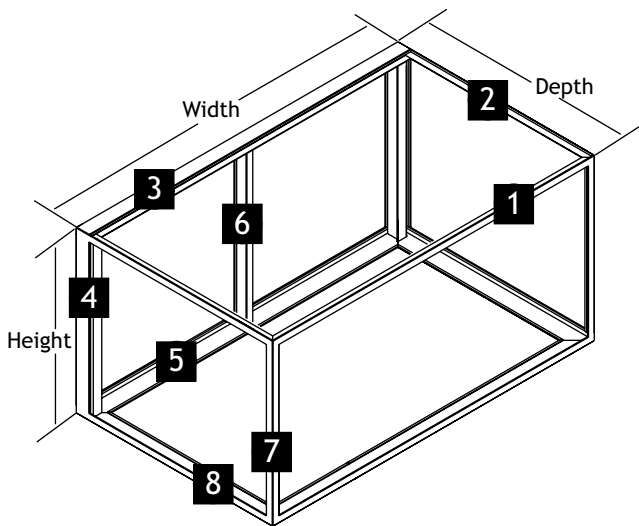
ORDERING STAINLESS STEEL SHOWCASES	
REFLECTOR LOCATION	FRONT, REAR, BOTH FRONT AND REAR OR NONE
DOOR TYPE	ALUMINUM OR STEEL ROLLING DOORS OR HINGED WITH PANELS
LOCK TYPE	KENSTAN K-41 OR BEST 4573 (SUPPLIED BY OTHERS)
SLOTTED STANDARDS	YES OR NO
BRACKETS	YES OR NO (AVAILABLE IN 6, 8, 10,12, 14 AND 16”)
TOP GLASS SECURITY	YES OR NO

# Stainless Steel Showcases

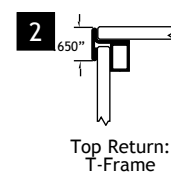
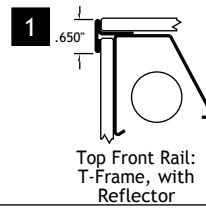
## Horizontal Showcase

T-FRAME STAINLESS STEEL SHOWCASES	
MODEL #	DESCRIPTION
718110	RECTANGULAR/SQUARE T-FRAME
718120	DOUBLE CLIPPED T-FRAME
718130	RIGHT HAND CLIPPED T-FRAME
718140	LEFT HAND CLIPPED T-FRAME
718110R	CURVED T-FRAME

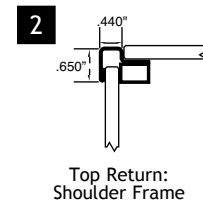
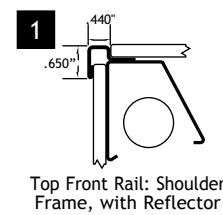
SHOULDER FRAME STAINLESS STEEL SHOWCASES	
MODEL #	DESCRIPTION
718210	RECTANGULAR/SQUARE SHOULDER FRAME
718220	DOUBLE CLIPPED SHOULDER FRAME
718230	RIGHT HAND CLIPPED SHOULDER FRAME
718240	LEFT HAND CLIPPED SHOULDER FRAME
718210R	CURVED SHOULDER FRAME



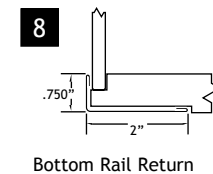
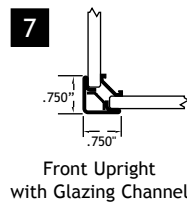
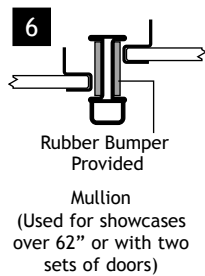
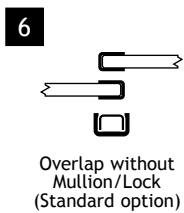
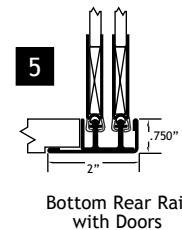
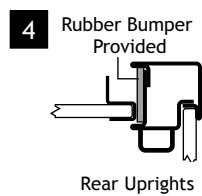
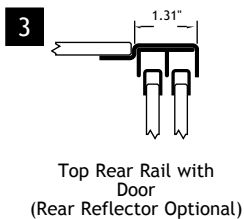
### T-Frame Options



### Shoulder Frame Options




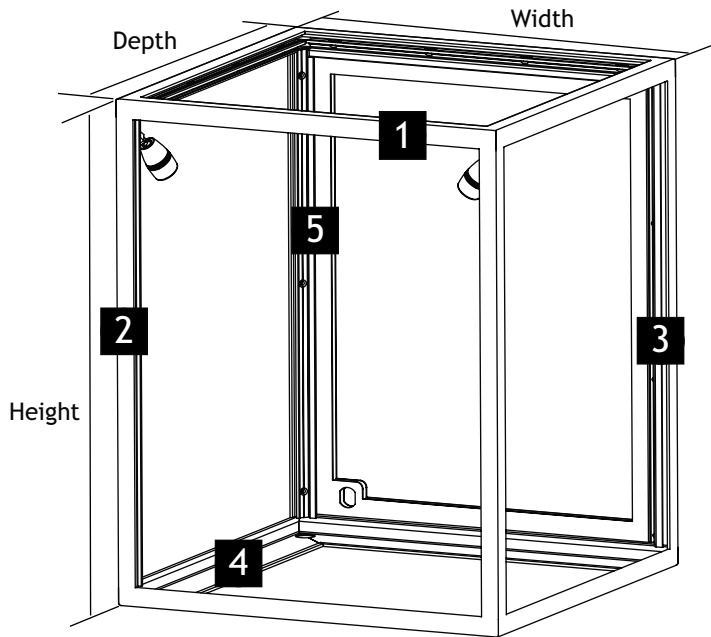
### Standard Options



- Notes:**
- When ordering clipped, curved, or custom showcases, please provide shop drawings.
  - Stylmark can provide glass opening sizes upon request.

# Stainless Steel Showcases

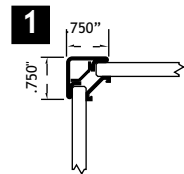
## Vertical Showcase



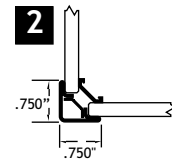
Rear of showcase

Add visual appeal to your display with an LED spotlight. See page 36 for details.

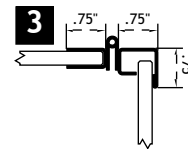
### Standard Options



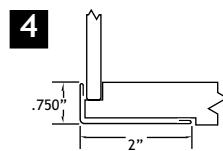
Top Upright with Glazing Channel



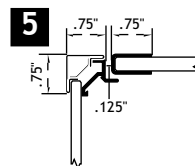
Front Upright with Glazing Channel



Rear Upright with Piano Hinge and Door Frame



Bottom Rail Return



Rear Upright with Door Frame and Glazing Channel

**Notes:** • Stylmark can provide glass opening sizes upon request.