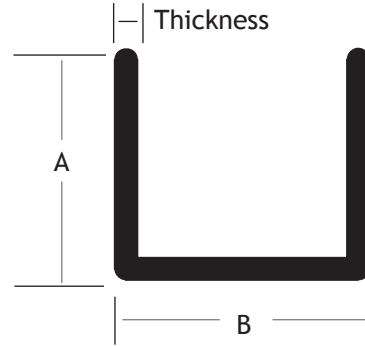
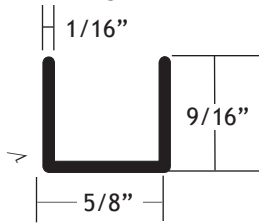


# Channels

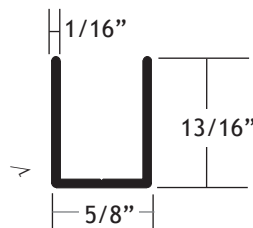
PART #	A	B	THICKNESS
110022	9/16"	5/8"	1/16"
110023	13/16"	5/8"	1/16"
110024	3/8"	7/16"	1/16"
110026	9/16"	7/16"	-
110080	3/4"	1"	1/16"
110162	3/4"	1 3/16"	3/64"
110251	5/16"	5/16"	1/16"
110315	1 1/2"	-	-
110358	1 1/4"	2"	1/8"
110359	2"	-	1/8"
110360	2"	1"	1/8"
110361	1"	1"	1/8"
110413	4"	3/4"	-
110461	1"	2"	1/8"
110577	1/2"	3/8"	-
110650	1/2"	9/16"	1/16"
110683	3/4"	1 11/16"	1/16"
110691	1/4"	-	1/16"
110757	3/4"	3/4"	1/8"
170008	1 1/4"	1"	1/16"



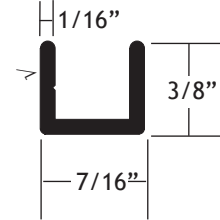
**Part # 110022**  
9/16" Single Channel



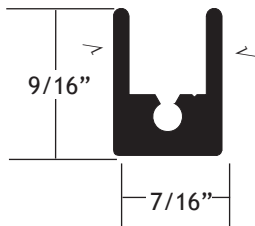
**Part # 110023**  
13/16" Single Channel



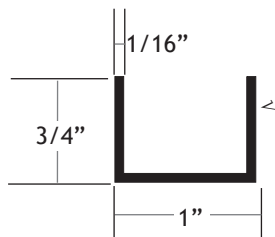
**Part # 110024**  
Edge Molding



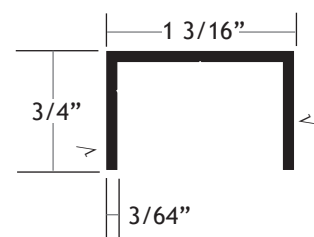
**Part # 110026**  
Edge Molding



**Part # 110080**  
Top U Channel

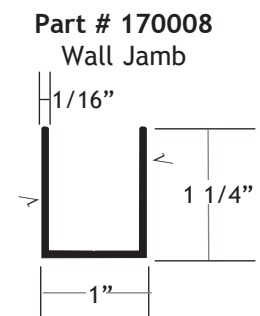
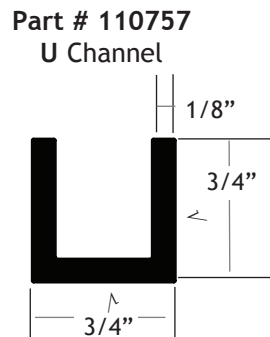
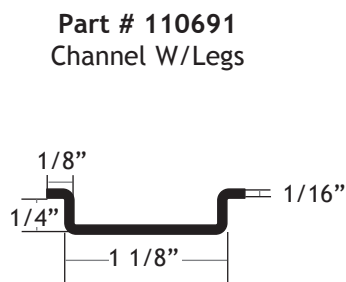
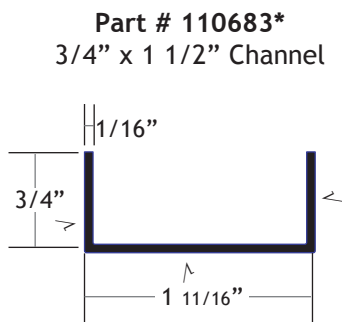
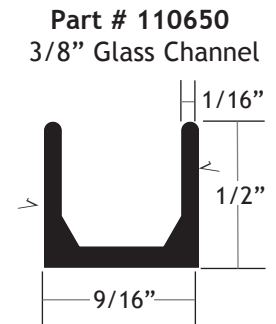
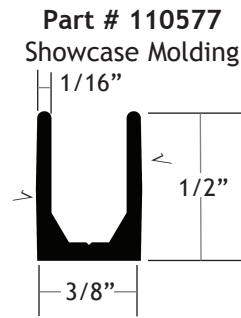
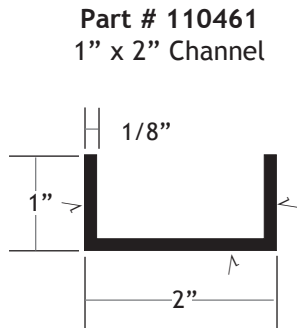
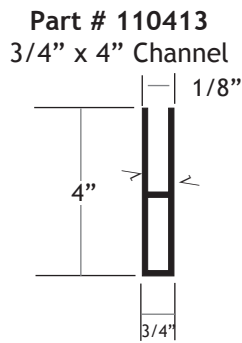
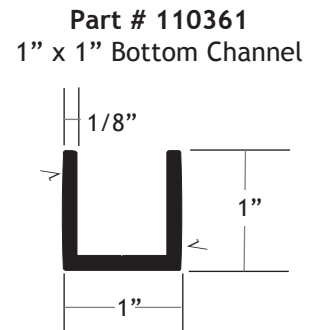
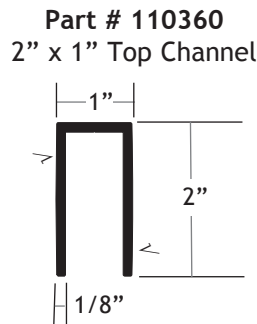
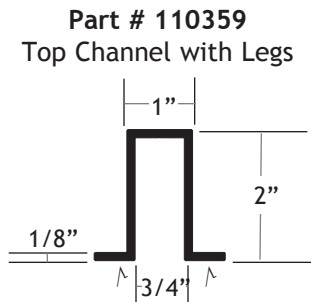
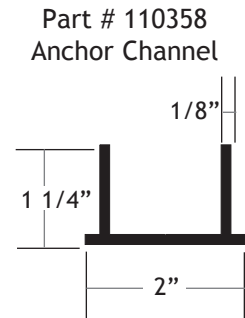
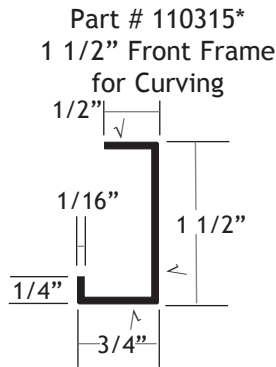
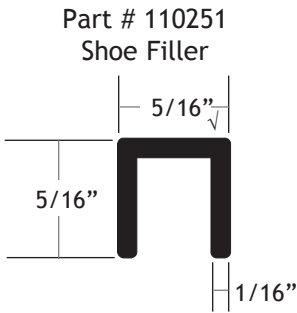


**Part # 110162**  
1 3/16" Top Channel



√ = finished surface  
Drawings are not to scale

# Channels



- Notes:**
- \*Part #110683 stock length is 120".
  - \*Part #110315 stock is special order.

√ = finished surface  
Drawings are not to scale