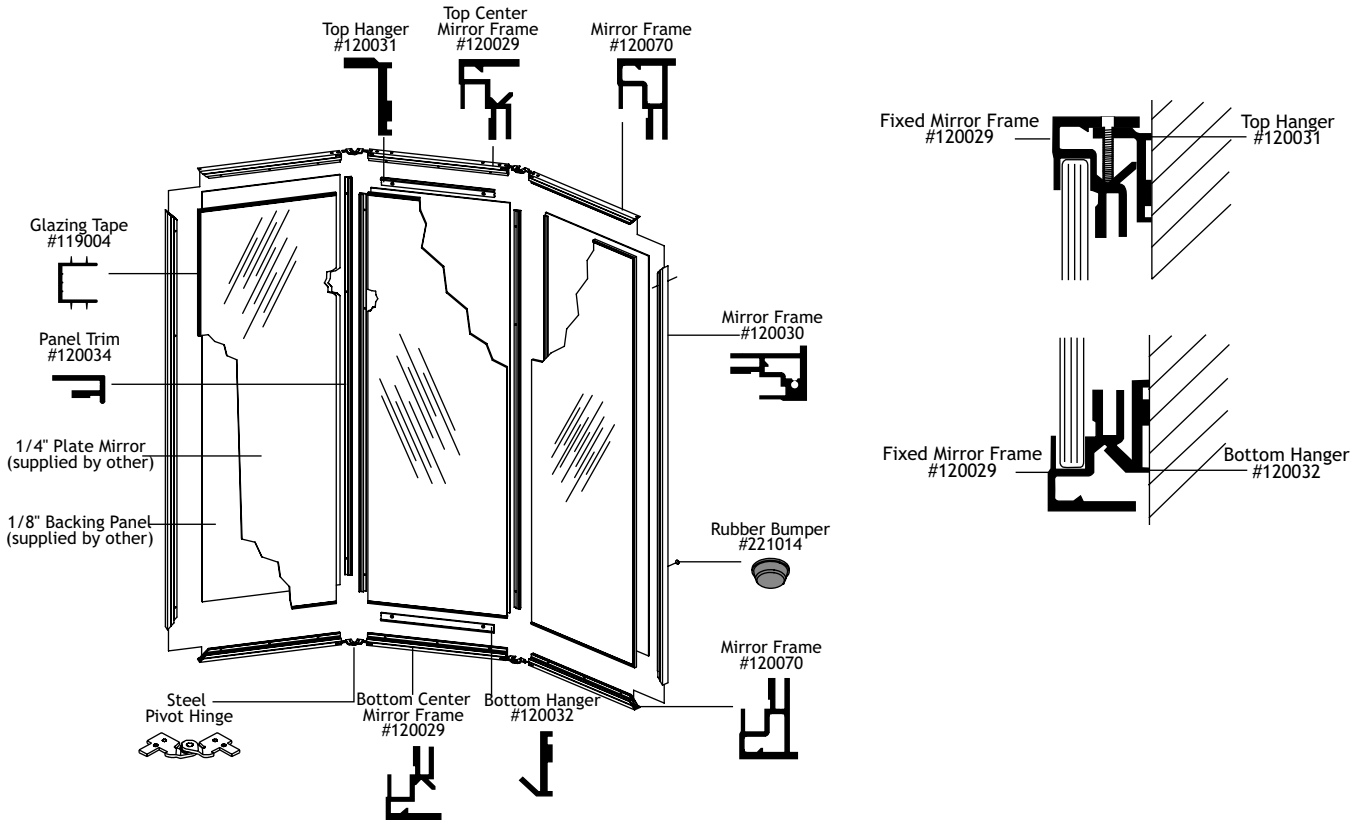


Tri-View Mirror

Stylmark designed our Tri-View Mirror Frames to maximize mirror space without metal mullions to obstruct the view. Each wing opens silently at the touch of the finger and a discreet steel pivot hinge provides increased stability. Frames components can be fabricated to meet custom size requirements.

ORDERING TRI-VUE MIRRORS		
MODEL #	DESCRIPTION	DIMENSIONS
620033	TRI-VUE MIRROR	LEFT WING WIDTH
		RIGHT WING WIDTH
		CENTER PANEL WIDTH
		OVERALL HEIGHT

Part #620033
Tri-View Mirror Assembly



- Notes:**
- Wings should not exceed 22" in width or 45 pounds in weight (equivalent to a 22" x 84" wing panel glazed with a 1/4" mirror).
 - Extra lead time may be required for mirrors with wings exceeding 22" x 66".
 - Mirror wings should not exceed 45 lbs.
 - Contact Stylmark Customer Service for assistance with glass sizes.

TV01

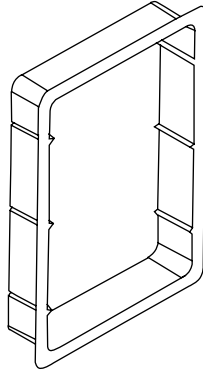
Tri-View Mirror

Part # 360001

Cabinet Box

Size: 15 3/4" W x 23 3/4" H x 4" D

Stylmark's one piece cabinet boxes are produced from high-impact, moisture resistant white plastic. The smooth surfaces are designed to clean quickly and easily with a damp cloth.



Part #119004

1/4" Black Vinyl Glazing Tape

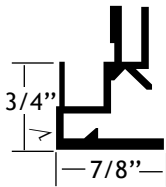


Part #221014

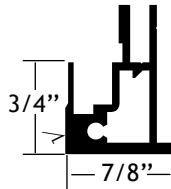
Gray Bumper



Part #120029
Fixed Mirror Frame



Part #120030
Tri-View Frame



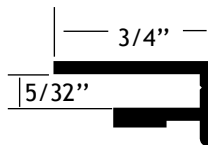
Part #120031
Top Hanger



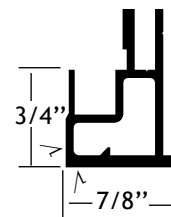
Part #120032
Bottom Hanger



Part #120034
Panel Trim



Part #120070
Tri-View Wing Horizontal



√ = finished surface