



ARCHITECTURAL TRIM AND MOLDINGS





Architectural Trim & Moldings

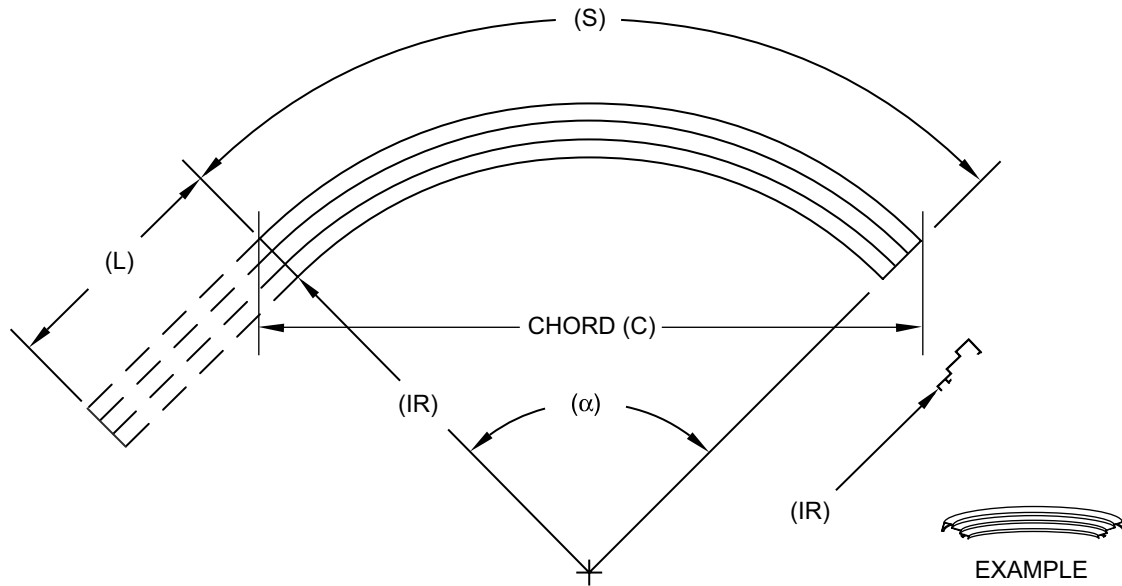
Often, it's the subtle touches that make the biggest impact. With Stylmark's Trim Maker®, you can easily add accent to walls, ceilings, soffits and columns, or provide a smooth transition between planes. Installation is simple. Just secure the base and snap the trim into place.

Trim Maker is available in hundreds of shapes, colors and finish combinations. You can also group shapes to create your own look or work with our engineers to design a shape that's perfect for your unique application.

Curving	2
About Trim Maker®	3
Installation	4
Quarter Rounds	5
Half Rounds	6
Rectangulars	8
Special Shapes	10
Bases	12

Curving

Bring it all together with a few carefully placed curves. Stylmark is able to curve virtually all of our products to meet your radius requirements. Simply provide us with dimensions as indicated below and watch your design come to life!



Required Information:

- Trim Maker part number
- Orientation of part to be curved
- Radius (IR)
- Arc Length (S)
- Chord (c) or Included Angle (α)
- Straight Length (L)

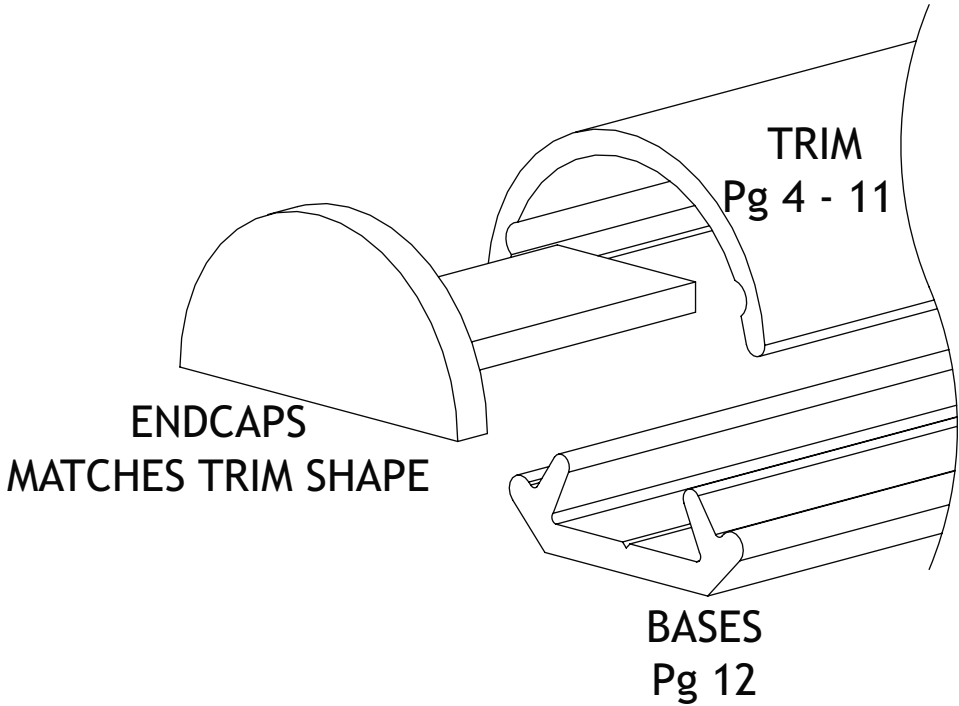
Notes:

- Customer templates are not required
- Provide AutoCAD® or SolidWorks drawing if available
- For architectural trim applications, mount plates may need to be sectioned to accommodate the radius
- The maximum amount of usable material per 12' length after curving is 108"

Trim Maker®

Trim Maker is easy to order. Simply select the trim shape and accompanying base that best fits your requirements. Next calculate the amount of material you need (overall length) and determine the number of 12' stock lengths required.

When your application of Trim Maker leaves an outside edge exposed, endcaps may be inserted to give the trim a more finished appearance. Most shapes have a matching left hand and right hand endcap available. Endcaps are designed to install by sliding their tabs into the base, or by siliconing the endcap to the end of the trim.




Installation

Trim Maker installs in two easy steps, as shown here:



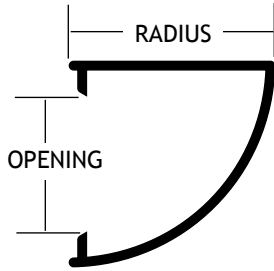
1. Mount the necessary length of base in the desired location by driving fasteners through pre-punched mounting holes.

2. Align the Trim Maker extrusion to the catch rails of the base and press it into a secure position.



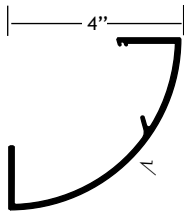
Reference Installation Bulletin #971222 for instructions.

Quarter Rounds



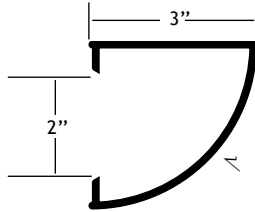
PART #	RADIUS	OPENING	BASE NUMBER(S)	ENDCAP RH	ENDCAP LH
110152	4"	-	110333 or 410616	510186 ASSEMBLY	
110286	3"	2"	410540	310239	310242
110290	1 1/2"	1"	410443	310240	310243
110296	3/4"	5/8"	411331	310375	310374
110299	1 1/4"	11/16"	410530	310244	310245
110308	2"	1"	410443	310252	310253
110309	2 1/2"	2"	410540	310254	310255
110561	2 1/4"	1"	410443	-	-
110562	1 3/4"	1"	410443	-	-

Part # 110152



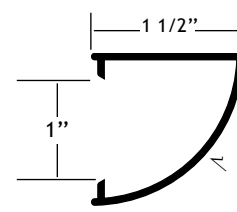
Base: 110333 or 410616
Endcap Assembly: 510186

Part # 110286



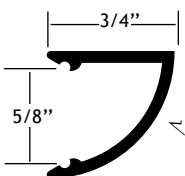
Base: 410540
Endcaps: RH 310239, LH 310242

Part # 110290



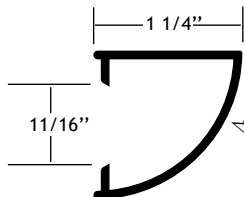
Base: 410443
Endcaps: RH 310240, LH 310243

Part # 110296



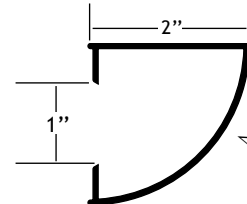
Base: 411331
Endcaps: RH 310375, LH 310374

Part # 110299



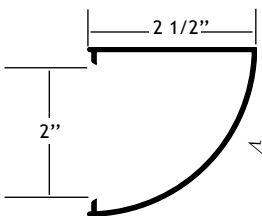
Base: 410530
Endcaps: RH 310244, LH 310245

Part # 110308



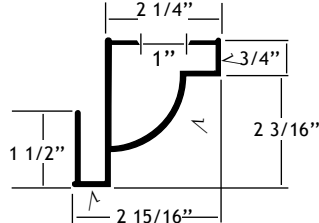
Base: 410443,
Endcaps: RH 310252, LH 310253

Part # 110309



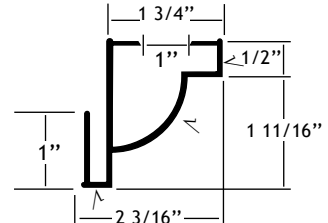
Base: 410540
Endcaps: RH 310254, LH 310255

Part # 110561



Base: 410443
Endcap: n/a

Part # 110562

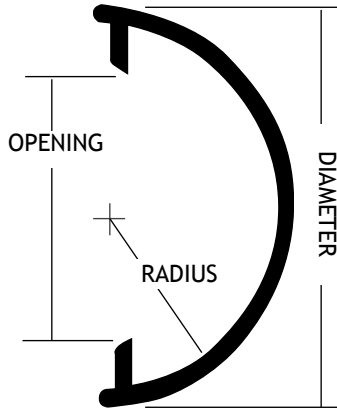


Base: 410443
Endcap: n/a

- Notes:
- Part #110152 utilizes a slide-in base or mount bracket.
 - Stylmark's anodized finishes are not recommended for outdoor applications.

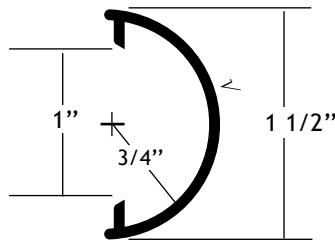
√ = finished surface
Drawings are not to scale

Half Rounds



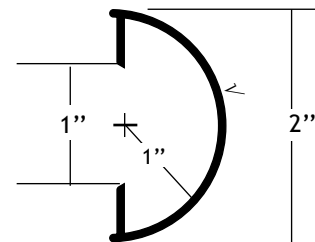
PART #	RADIUS	DIAMETER	OPENING	BASE NUMBER(S)	ENDCAP NUMBER
110200	3/4"	1 1/2"	1"	410443, 410466	310204
110201	1"	2"	1"	410443, 410466	310205
110202	1 1/2"	3"	2"	410540	310206
110210	2"	4"	3"	410458	310207
110211	2 1/2"	5"	4 1/2"	412002	310208
110212	3"	6"	4 1/2"	412002	310209
110267	3/8"	3/4"	5/8"	411331	310395
110285	2 1/4"	4 1/2"	3"	410458	310238
110295	1"	2"	1"	410443	310205
110310	1 1/4"	2 1/2"	2"	410540	310249
110328	1/2"	1"	5/8"	411331	310323
110355	1 1/2"	3"	2 5/8"	-	-
110507	5/8"	1 1/4"	11/16"	410530, 411185	-

Part # 110200



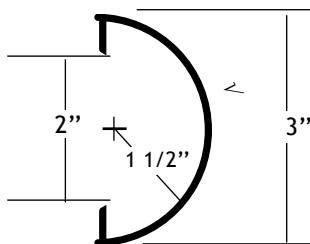
Base: 410443, 410466
Endcap: 310204

Part # 110201



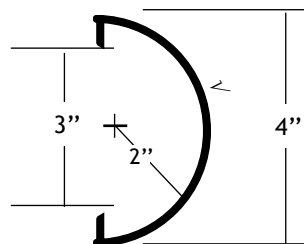
Base: 410443, 410466
Endcap: 310205

Part # 110202



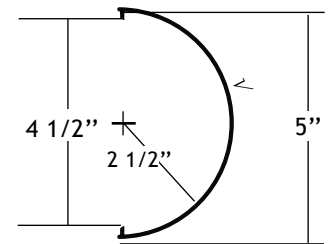
Base: 410540
Endcap: 310206

Part # 110210



Base: 410458
Endcap: 310207

Part # 110211

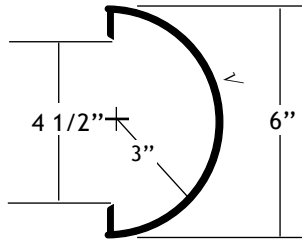


Base: 412002
Endcap: 310208

√ = finished surface
Drawings are not to scale

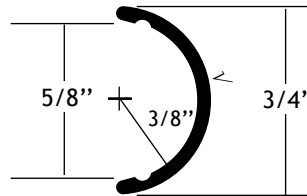
Half Rounds

Part # 110212



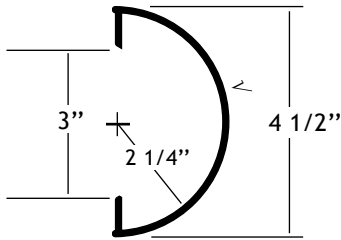
Base: 412002
Endcap: 310209

Part # 110267



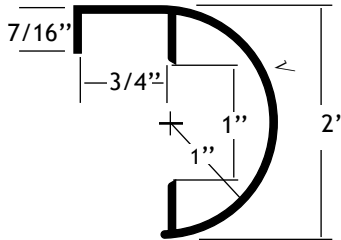
Base: 411331
Endcap: 310395

Part # 110285



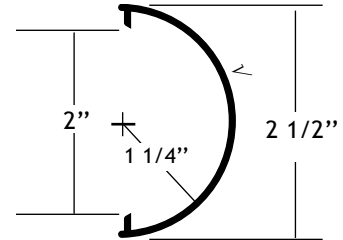
Base: 410458
Endcap: 310238

Part # 110295



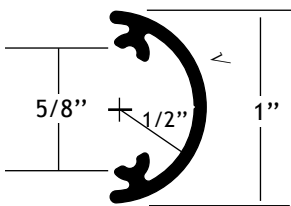
Base: 410443
Endcap: 310205

Part # 110310



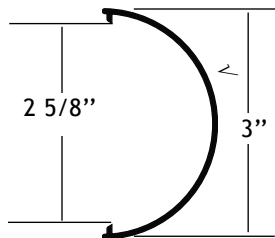
Base: 410540
Endcap: 310249

Part # 110328



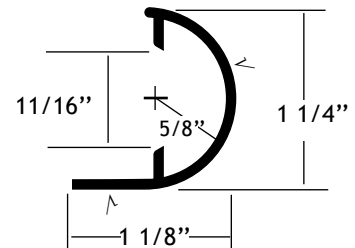
Base: 411331
Endcap: 310323

Part # 110355*



Base: n/a
Endcap: n/a

Part # 110507

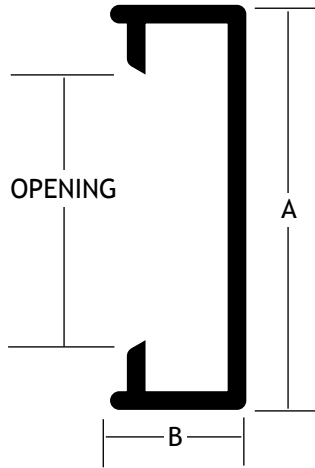


Base: 410530, 411185 (recessed)
Endcap: n/a

- Notes:
- Stylmark's anodized finishes are not recommended for outdoor applications.
 - Part # 110355 is special order only.

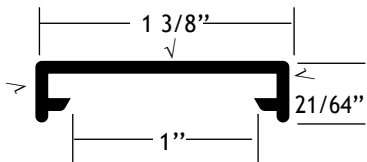
√ = finished surface
Drawings are not to scale

Rectangulars



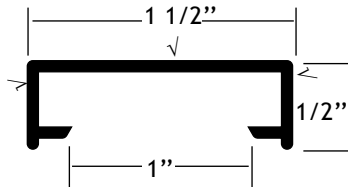
PART #	A	B	OPENING	BASE NUMBER(S)	ENDCAP NUMBER
110223	1 3/8"	2 1/64"	1"	410443, 410466	310212
110225	1 1/2"	1/2"	1"	410443, 410466	310213
110226	3"	3/4"	2"	410540	310214
110227	4"	3/4"	3"	410458*	310215
110232	4"	2"	3"	410458	310218
110245	3"	1 1/2"	2"	410540	310229
110248	1"	1/2"	5/8"	411331	-
110260	5"	3/4"	4 1/2"	412002	-
110269	6"	3/4"	4 1/2"	412002	310235
110294	1 1/2"	1/2"	1"	410443, 410466	310241
110304	2 1/4"	1/2"	1"	410443, 410466	310251
110307	2"	5/8"	1"	410443, 410466	310250
110410	3/4"	3/4"	5/8"	411331	310403
110639	2"	1"	1"	410443, 410466	-
110672	3/4"	3/16"	21/32"	412007	-

Part # 110223



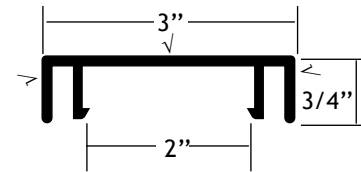
Base: 410443, 410466
Endcap: 310212

Part # 110225



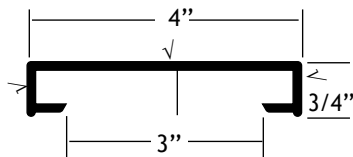
Base: 410443, 410466
Endcap: 310213

Part # 110226



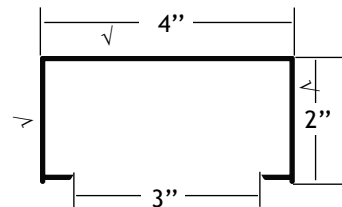
Base: 410540
Endcap: 310214

Part # 110227



Base: 410458
Endcap: 310215

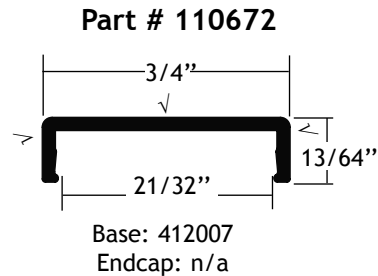
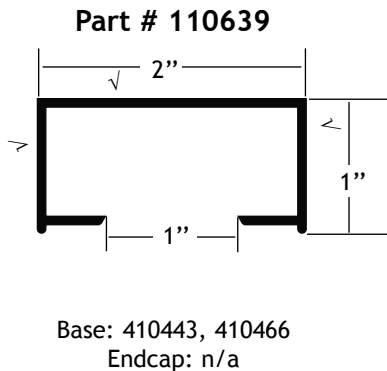
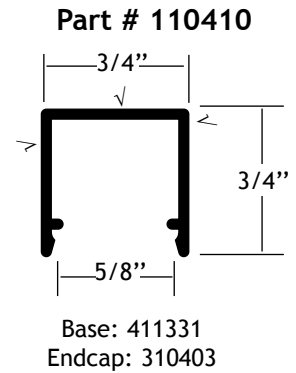
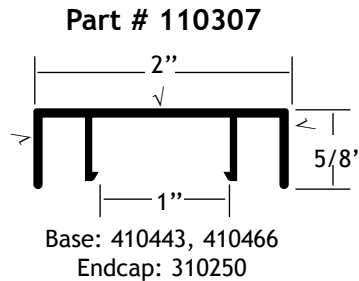
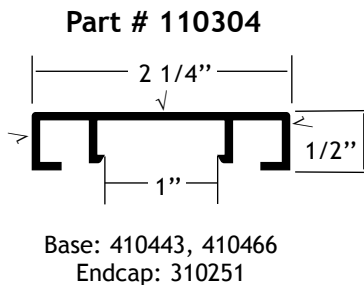
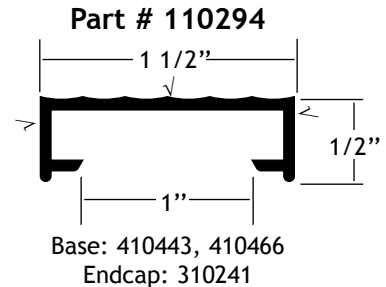
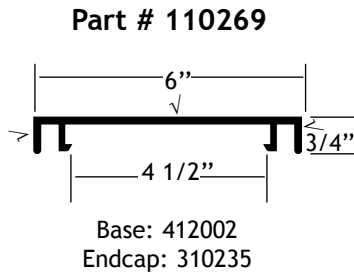
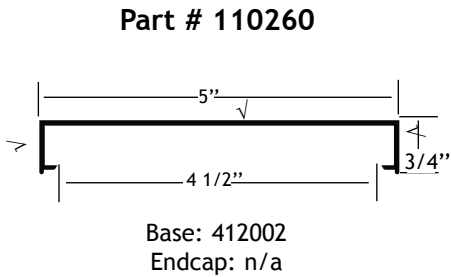
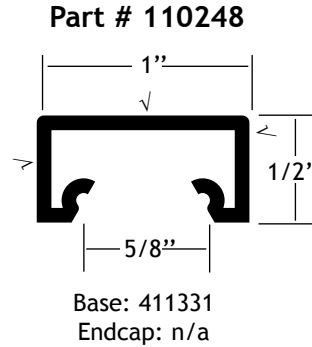
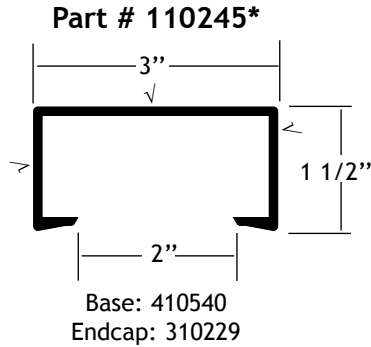
Part # 110232



Base: 410458
Endcap: 310218

√ = finished surface
Drawings are not to scale

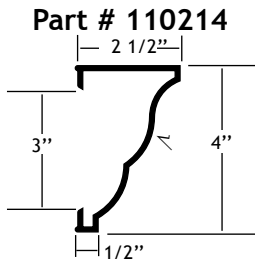
Rectangulars



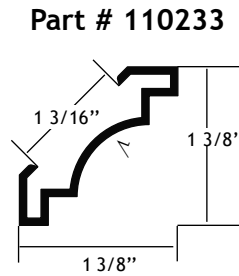
√ = finished surface
Drawings are not to scale

- Notes:
- Stylmark's anodized finishes are not recommended for outdoor applications.
 - Part #110245 is special order only

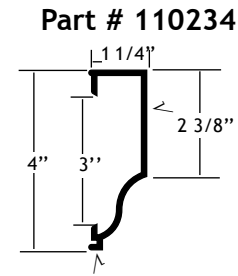
Special Shapes



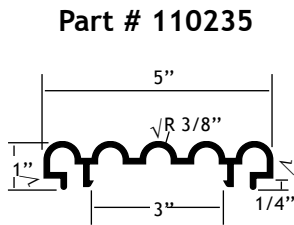
Base: 410458
Endcaps: RH 310210, LH 310211



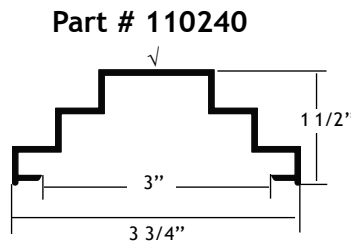
Base: 410443
Endcaps: 310219



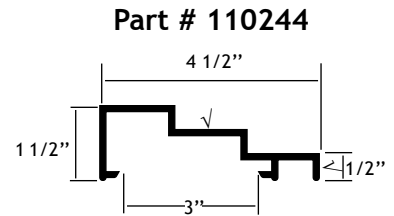
Base: 410458
Endcaps: RH 310221, LH 310220



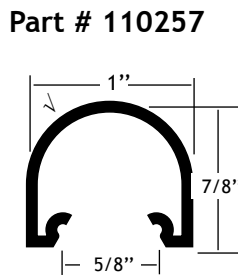
Base: 410458
Endcap: 310222



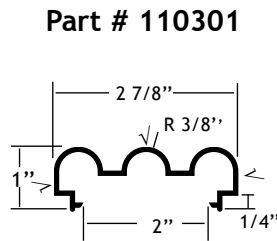
Base: 410458
Endcaps: 310225



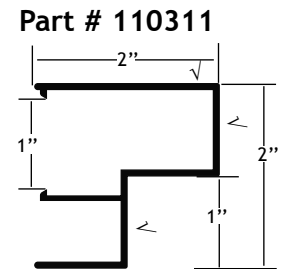
Base: 410458
Endcaps: RH 310228, LH 310227



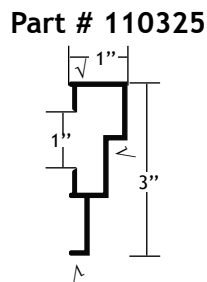
Base: 411331
Endcap: 411298



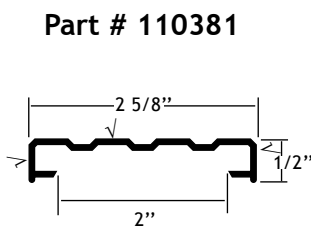
Base: 410540
Endcap: 310246



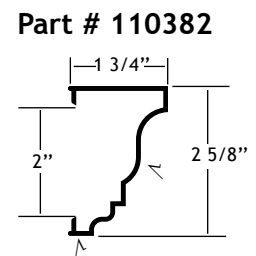
Base: 410443
Endcaps: RH 310247, LH 310256



Base: 410443
Endcap: RH 310260, LH 310259



Base: 410540
Endcap: 310286

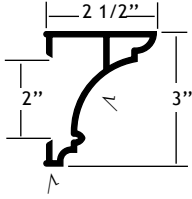


Base: 410540
Endcaps: RH 310288, LH 310287

∩ = finished surface
Drawings are not to scale

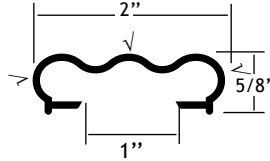
Special Shapes

Part # 110383



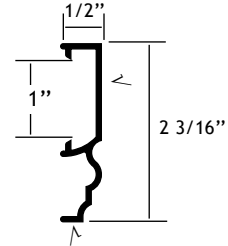
Base: 410540
Endcaps: RH 310293, LH 310292

Part # 110384



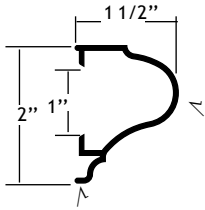
Base: 410443
Endcap: 310289

Part # 110385



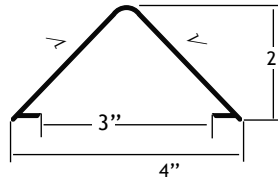
Base: 410443
Endcaps: RH 310291, LH 310290

Part # 110400



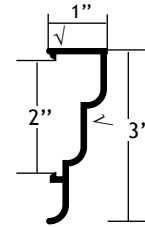
Base: 410443
Endcaps: RH 310385, LH 310386

Part # 110416



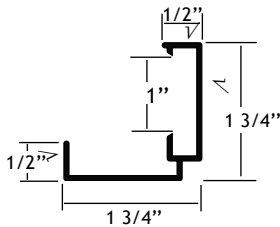
Base: 410458
Endcap: n/a

Part # 110420



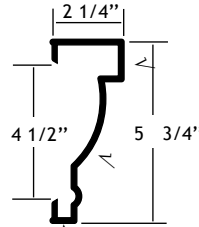
Base: 410540
Endcaps: RH 310378, LH 310377

Part # 110424



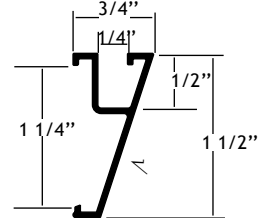
Base: 410443
Endcap: n/a

Part # 110465



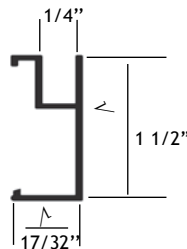
Base: 412002
Endcaps: RH 310400, LH 310399

Part # 110617

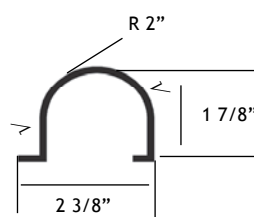


Base: 110618
Endcap: n/a

Part # 110740



Part # 110741

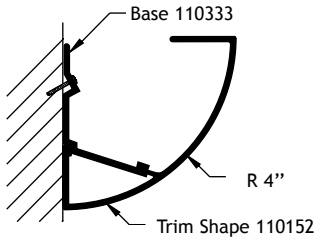


√ = finished surface
Drawings are not to scale

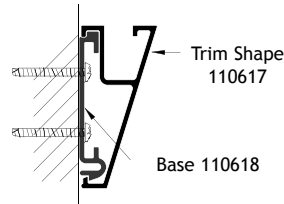
Notes: • Stylmark's anodized finishes are not recommended for outdoor applications.

Bases

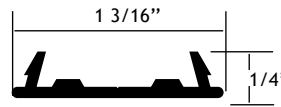
Part # 110333



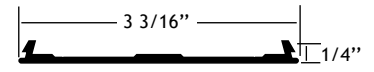
Part # 110618



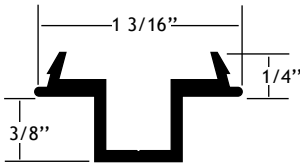
Part # 410443



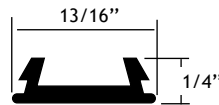
Part # 410458



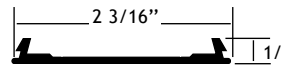
Part # 410466



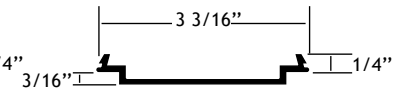
Part # 410530



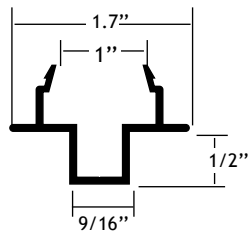
Part # 410540



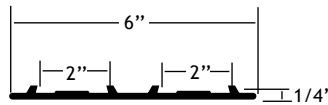
Part # 410644



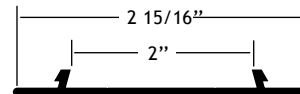
Part # 410658



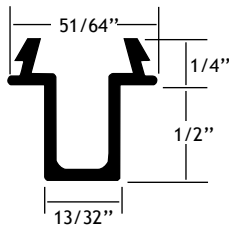
Part # 410696



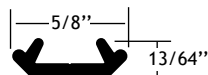
Part # 410697



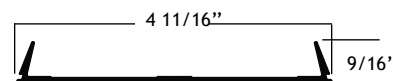
Part # 411185



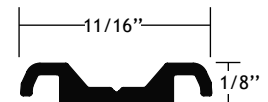
Part # 411331



Part # 412002



Part # 412007



Drawings are not to scale

Notes: • Part #110333 also available as a 3" mount bracket (Part #410616).



Flexible • Collaborative • Transformative • Solutions

For companies that need more than “just the components”,
Stylmark is a versatile manufacturer that creates the
spectrum of essential elements - to create comprehensive
and distinctive lifestyle environments.

Architectural Trim & Moldings
Backlit Displays & Transparency Frames
Complete Solutions & Specialty Fixtures
Fitting Room Systems & Mirror Kits
Framing & Partition Systems
Hardware & Accessories
Shelving
Showcases



Stylmark, Inc.
6536 Main Street NE, PO Box 32008
Minneapolis, MN 55432
800.328.2495
info@stylmark.com
www.stylmark.com

